


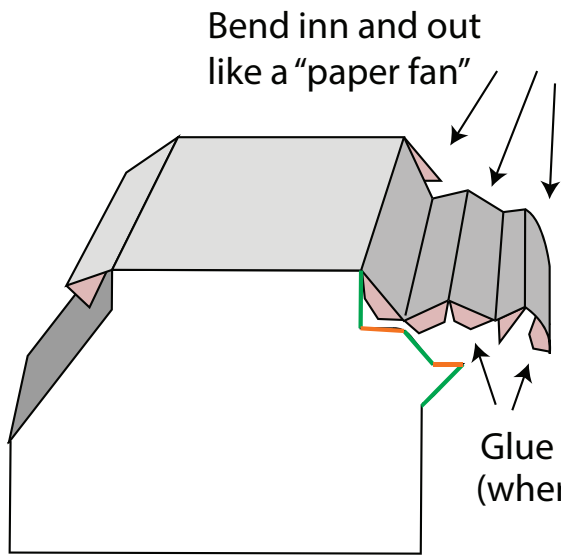
Hope Valley STAGECOACH AND HORSES

FREE MINIATURE PAPER MODEL

<https://hopevalleyprintables.wordpress.com>

PRINT IN ORDINARY PAPER,
FOLD ON ALL DOTTED LINES,
USE GLUE STICK

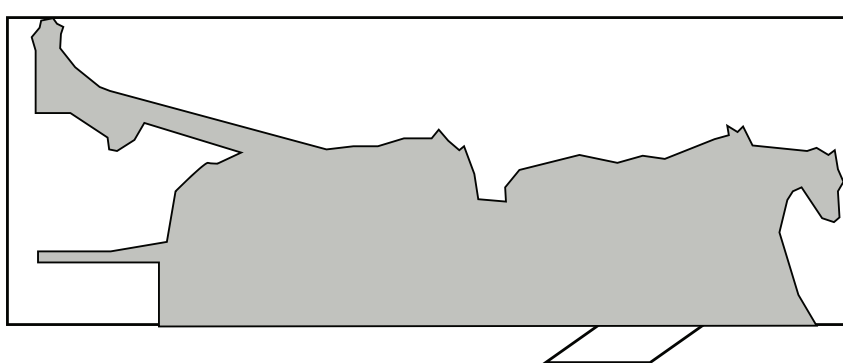




STAGECOACH:
 Cut carefully around the form.
 Bend on all dotted lines, as shown.
 Close it by glueing small flaps on place as shown.

HORSES & DRIVER

Cut around the rectangular form, fold in the middle and glue with glue stick.
 Then, cut around the figure. Bend each small flap outwards (for stability when standing)
 Place two tiny glue drops on the driver and glue in the middle of the coach seat.



Glue inside here with glue stick.